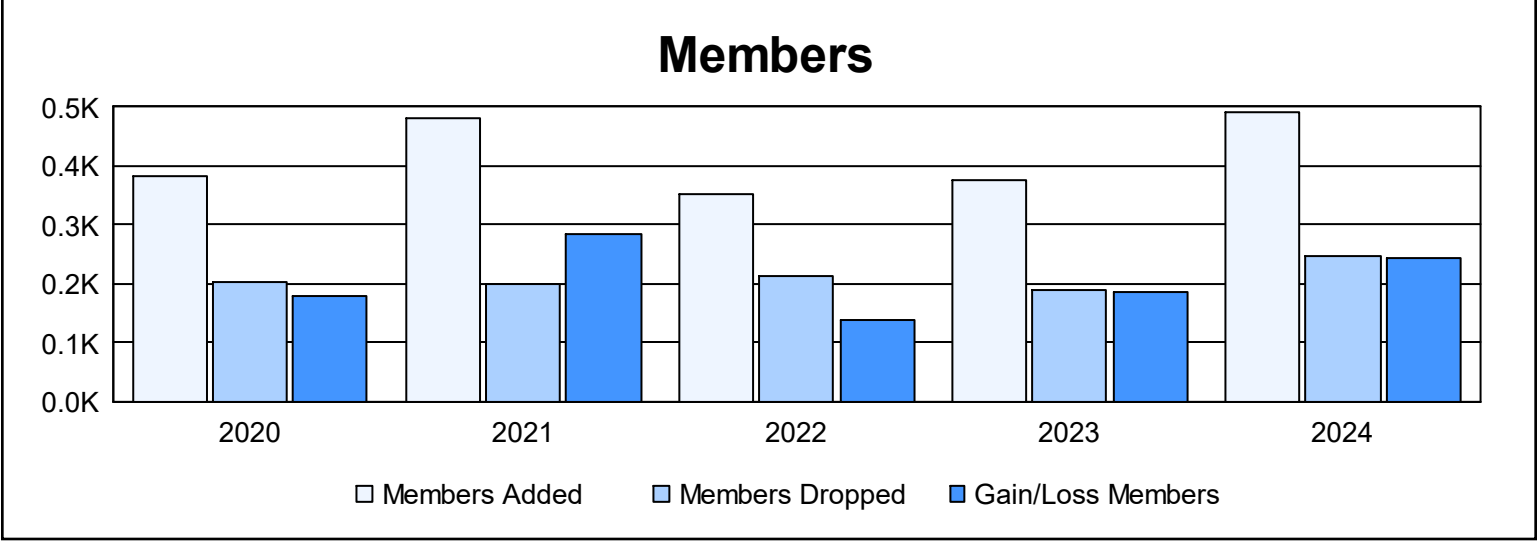
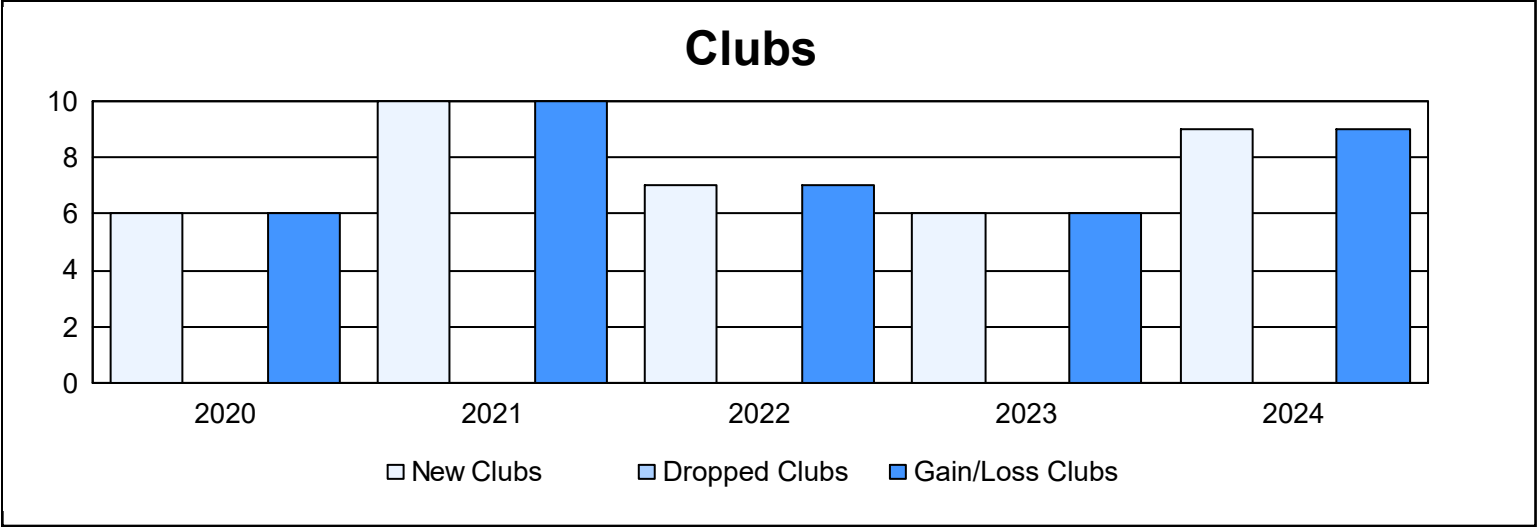
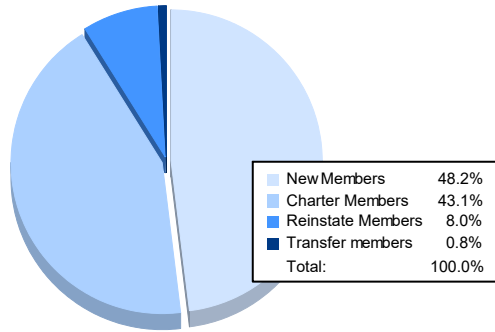


| Year      | New Clubs | Dropped Clubs | Gain/ Loss Clubs | New Members | Charter Members | Reinstate Members | Transfer Members | Total Member Added | Total Members Dropped | Gain/ Loss Members |
|-----------|-----------|---------------|------------------|-------------|-----------------|-------------------|------------------|--------------------|-----------------------|--------------------|
| 2019-2020 | 6         | 0             | 6                | 242         | 127             | 5                 | 9                | 383                | 204                   | 179                |
| 2020-2021 | 10        | 0             | 10               | 243         | 218             | 19                | 2                | 482                | 199                   | 283                |
| 2021-2022 | 7         | 0             | 7                | 184         | 163             | 4                 | 1                | 352                | 212                   | 140                |
| 2022-2023 | 6         | 0             | 6                | 219         | 149             | 8                 | 1                | 377                | 191                   | 186                |
| 2023-2024 | 9         | 0             | 9                | 236         | 211             | 39                | 4                | 490                | 247                   | 243                |
| Average   | 8         | 0             | 8                | 225         | 174             | 15                | 3                | 417                | 211                   | 206                |



### Membership Composition June 2024 Cumulative



### Gender Composition June 2024 Cumulative

